



The Cost of Producing Pork in a Hoop Bedded Production System

James Kliebenstein, Professor, Department of Economics

Denis Reich, Research Assistant, Department of Economics

Benjamin Larson, Former Research Assistant, Department of Economics

Mark Honeyman, Professor, Department of Animal Science

Arlie Penner, Research Associate, Department of Animal Science

Iowa State University

Summer Productivity Information

Item	Hoop			Confinement			Difference
	Average	High	Low	Average	High	Low	
Hogs (total)	1321			384			
Death loss, %	2.15	2.93	1.54	3.25	4.58	2.27	-1.10
Cull loss, %	1.67	3.29	0.00	0.99	1.52	0.00	0.69
% Hogs marketed	96.57	98.00	95.18	95.76	96.21	95.42	0.81
Feed efficiency	2.96	2.96	2.96	3.03	3.27	2.91	-0.07
Average daily gain	1.76	1.82	1.72	1.73	1.83	1.68	0.03
Average days on feed	125.12	128.26	123.12	123.18	127.40	116.95	1.94
Total facility days	140.11	146.33	134.00	136.67	144.00	126.00	3.44
Carcass yield, %	73.87	74.96	72.77	75.01	75.84	74.10	-1.14

Winter Productivity Information

Item	Hoop			Confinement			Difference
	Average	High	Low	Average	High	Low	
Hogs	1143			379			
Average start weight	35.45	39.95	31.67	34.47	37.90	31.90	0.98
Death loss, %	3.88	5.62	1.66	3.05	3.85	2.27	0.83
Cull loss, %	0.76	1.96	0.00	0.76	2.27	0.00	0.01
% Hogs marketed	95.36	98.01	93.68	96.19	97.73	94.70	-0.84
Average daily gain	1.67	1.83	1.46	1.71	1.81	1.56	-0.04
Carcass yield, %	75.82	76.60	75.34	76.65	76.90	76.34	-0.83

Full-Year Productivity Information

Item	Hoop			Confinement			Difference
	Average	High	Low	Average	High	Low	
Hogs	2464			763			
Death loss, %	3.02	5.62	1.54	3.15	4.58	2.27	-0.13
Cull loss, %	1.22	3.29	0.00	0.87	2.27	0.00	0.35
% Hogs marketed	95.96	98.01	93.68	95.98	97.73	94.70	-0.02
Feed efficiency	3.17	3.58	2.96	3.04	3.27	2.85	0.13
Average daily gain	1.71	1.83	1.46	1.72	1.83	1.56	-0.01
Carcass yield, %	74.85	76.60	72.77	75.83	76.90	74.10	-0.99

Summer Swine Grow Finish Production Budget

Item	Hoop	Confinement	Difference
Fixed cost per hog marketed	\$6.09	\$11.37	-\$5.28
Fixed cost per cwt marketed	\$2.41	\$4.58	-\$2.17
Operating cost per hog marketed	\$91.01	\$87.35	\$3.65
Operating costs/cwt marketed	\$24.16	\$23.20	\$0.95
Total cost per hog marketed	\$96.98	\$98.73	-\$1.74
Total cost per cwt	\$38.37	\$39.70	-\$1.34
Revenue with market price \$60/cwt	\$112.02	\$112.44	-\$0.42
Net income per hog marketed	\$15.79	\$14.36	\$1.43

Winter Swine Grow Finish Production Budget

Item	Hoop	Confinement	Difference
Fixed cost per hog marketed	\$6.39	\$11.69	-\$5.30
Fixed cost per cwt marketed	\$2.52	\$4.62	-\$2.10
Operating cost per hog marketed	\$98.45	\$88.28	\$10.18
Operating costs/cwt marketed	\$25.88	\$23.07	\$2.80
Total cost per hog marketed	\$104.85	\$99.97	\$4.88
Total cost per cwt	\$41.24	\$39.45	\$1.78
Revenue with market price \$60 per cwt	\$115.60	\$117.64	-\$2.04
Net income per hog marketed	\$11.12	\$18.05	-\$6.93

Full-Year Swine Grow Finish Production Budget

Item	Hoop	Confinement	Difference
Fixed cost per hog marketed	\$6.24	\$11.53	-\$5.29
Fixed cost per cwt marketed	\$2.46	\$4.60	-\$2.13
Total operating cost per hog marketed	\$94.73	\$87.82	\$6.91
Operating costs/cwt marketed	\$25.02	\$23.14	\$1.88
Total cost (per hog marketed)	\$100.92	\$99.35	\$1.57
Total cost per cwt	\$39.80	\$39.58	\$0.22
Revenue with market price \$60 per cwt	\$113.81	\$115.04	-\$1.23
Net income per hog marketed	\$13.46	\$16.21	-\$2.75

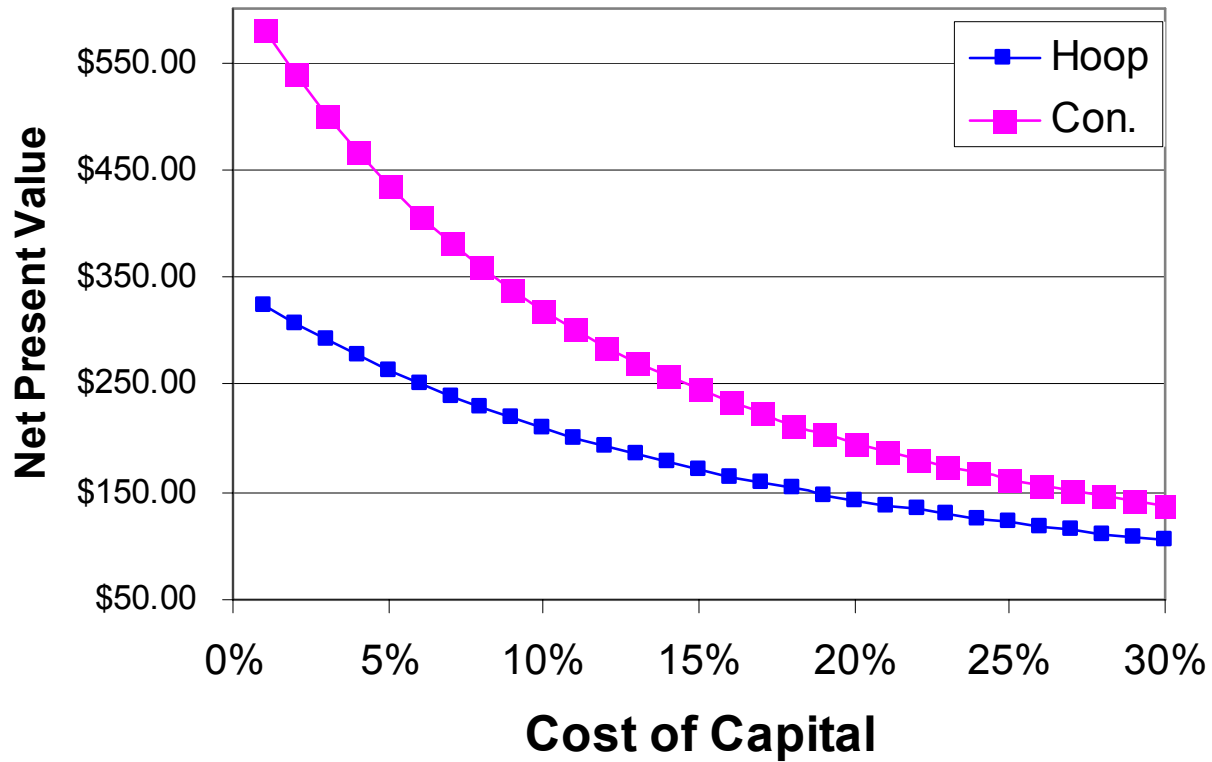
Productivity Information for Hoop Facilities with Different Pig Space Allocation

	Pig Space		
	9 sq. ft.	10.5 sq. ft.	12 sq. ft.
Number of pigs	143	143	143
Total bedding	25345	28645	30040
Death loss %	4.20	1.40	2.10
Percent pigs marketed	95.80	98.60	97.90
Average daily gain	1.60	1.67	1.68
Feed efficiency	3.00	2.88	2.86
Carcass yield	78.87	77.87	78.10

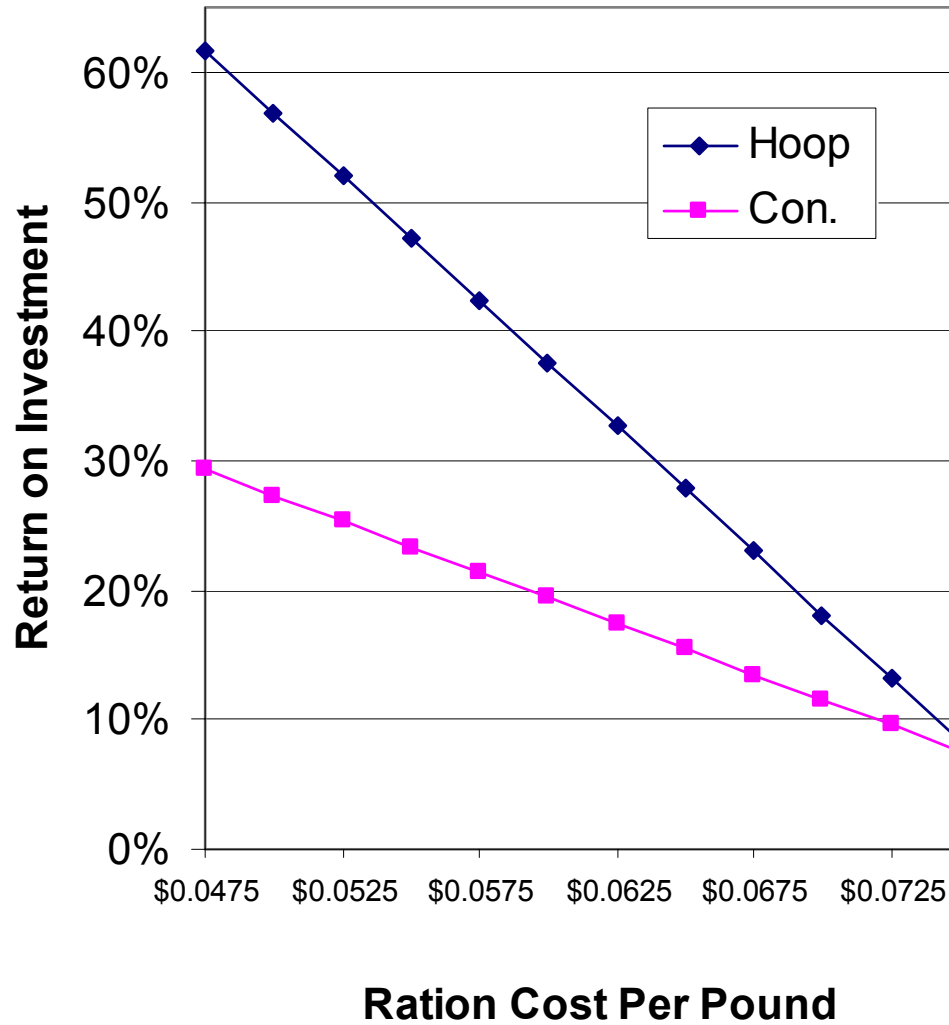
Grow finish Production Budget for Summer Group

	Pig Space		
	9 sq. ft.	10.5 sq. ft.	12 sq. ft.
Fixed cost			
Facility cost per hog marketed	\$5.54	\$6.15	\$6.49
Fixed cost per cwt marketed	\$2.37	\$2.46	\$2.68
Total operating cost per hog marketed	\$87.54	\$88.07	\$86.91
Operating costs/cwt marketed	\$37.44	\$35.31	\$35.89
Total cost per hog marketed	\$93.07	\$94.22	\$93.40
Revenue with market price \$60 per cwt	\$110.82	\$116.62	\$113.19
Net revenue	\$17.74	\$22.41	\$19.79

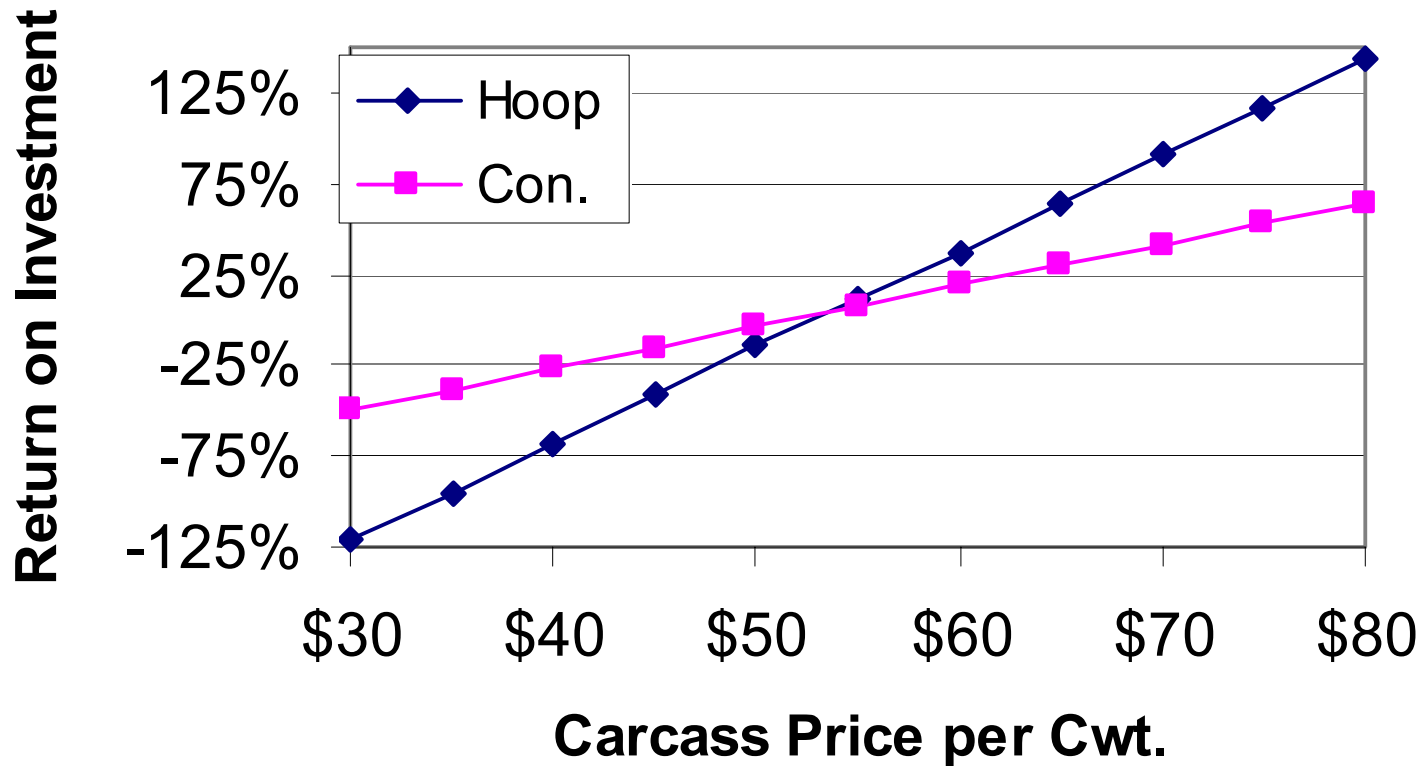
Net Present Value for Selected Capital Costs by Production System



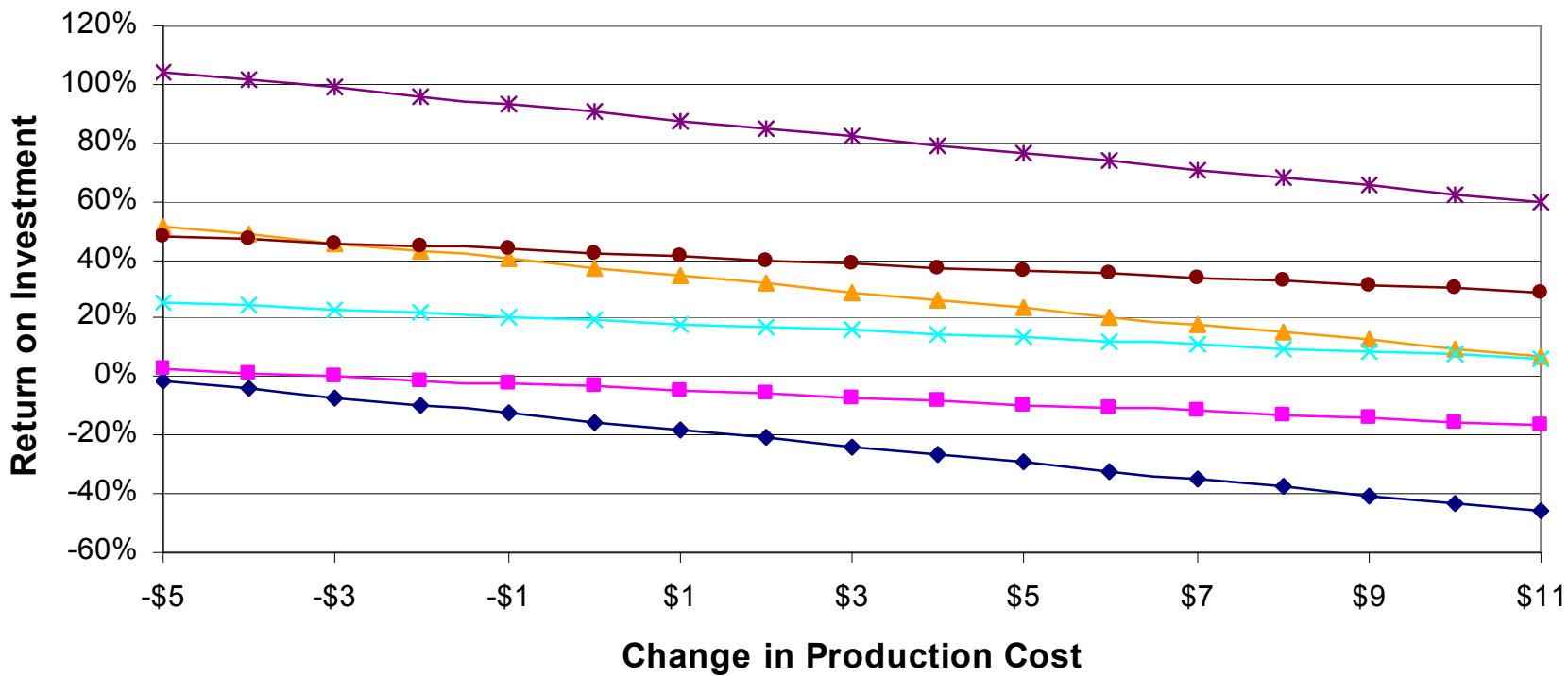
Return on Investment for Selected Ration Costs by Production System



Return on Investment for Selected Carcass Prices by Production Systems

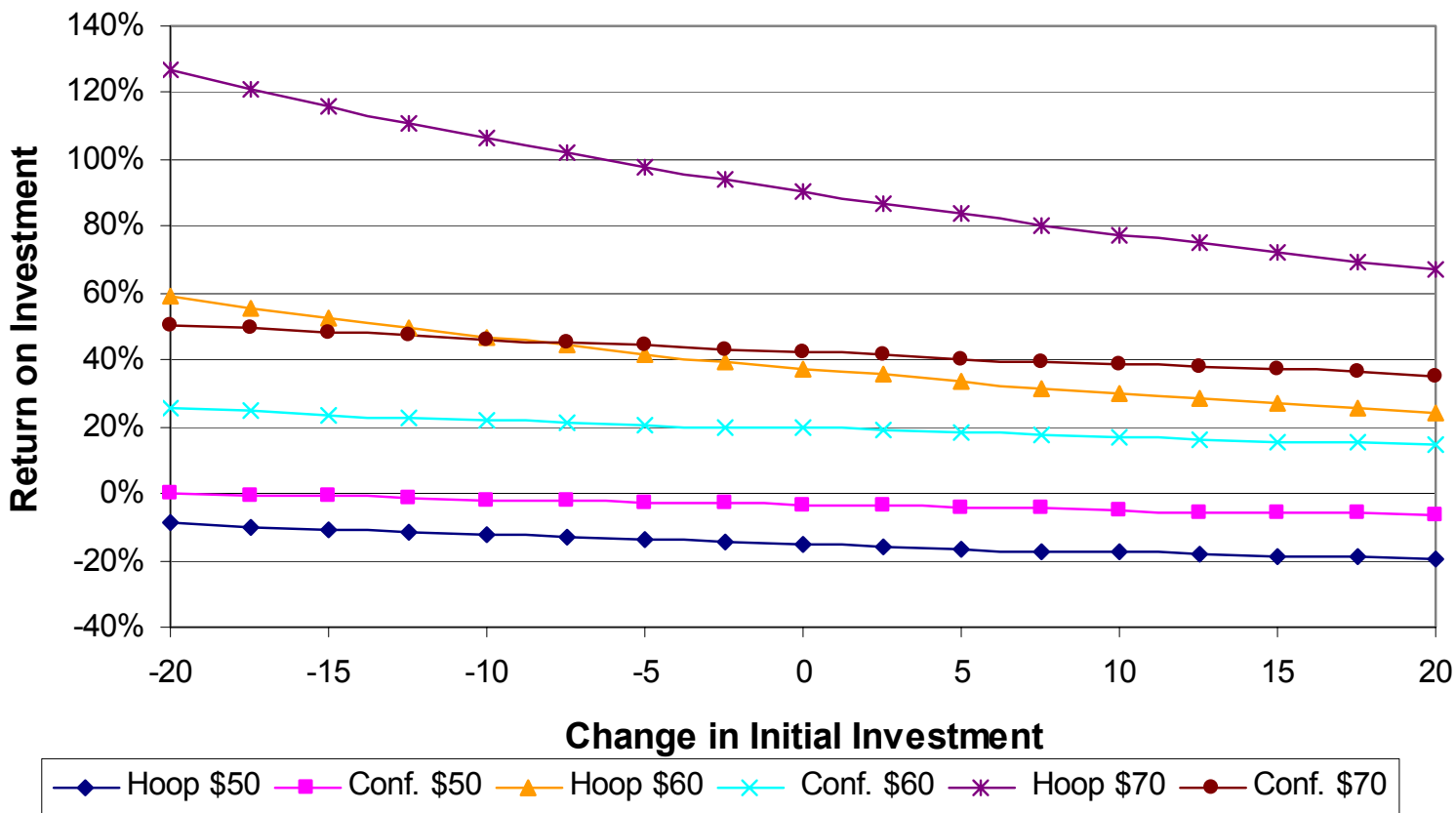


Return on Inital Invesment by Change in Production Cost per Pig, Carcass Price, and Production System



◆ Hoop \$50
 ■ Conf. \$50
 ▲ Hoop \$60
 × Conf. \$60
 ✱ Hoop \$70
 ● Conf. \$70

Return on Investment by Carcass Price and Change in Initial Investment and Production System



Swine Gestation – Farrowing Production Cost

■ Sows	100
■ Litters per sow	2
■ Pigs weaned per litter	8.5
■ Fixed cost per pig	\$11.24
■ Variable cost per pig	\$19.02
■ Total cost per pig	\$30.26